

20-21 SERIES GENERAL DUTY CASTERS

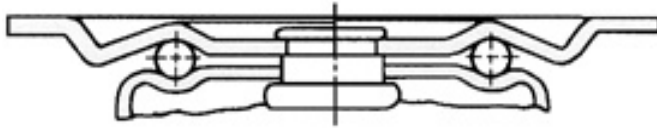


FEATURES

- Deeply embossed, formed steel top plate and yoke.
- Single row ball bearing swivel raceway.
- Corrosion-resistant zinc plated finish.
- Simple side locking brake system.
- Hardened Raceway.

APPLICATIONS:

- Widely use in factories and warehouses on furniture dollies, platform trucks, etc.




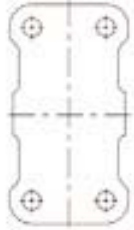
20-21 SERIES SPECIFICATIONS

CASTER PART NUMBER		WHEEL SPECIFICATION					CASTER SPECIFICATION		
SWIVEL	RIGID	DIAMETER	THREAD WIDTH	TYPE	BEARING	AXLE DIA	OVERALL HEIGHT	SWIVEL RADIUS	LOAD CAPACITY
220-01P	221-01P	2	15/16	Soft Rubber	Nylon	1/4	2-7/16	1-3/4	90
220-02P	221-02P			Hard Rubber	Nylon				125
220-06P	221-06P			Light Duty Plastic	Plain				125
220-12P	221-12P			Polyurethane	Plain				125
220-03P	221-03P			Steel	Plain				125
2520-01P	2521-01P	2-1/2	1-1/8	Soft Rubber	Nylon	5/16	3-1/4	2-3/8	100
2520-02P	2521-02P			Hard Rubber	Nylon				200
2520-06P	2521-06P			Light Duty Plastic	Plain				175
2520-12P	2521-12P			Polyurethane	Plain				135
2520-03P	2521-03P			Steel	Plain				200
320-01P	321-01P	3	1-1/4	Soft Rubber	Nylon	3/8	3-13/16	2-7/16	125
320-01B	321-01B			Soft Rubber	Ball				125
320-02P	321-02P			Hard Rubber	Nylon				220
320-02B	321-02B			Hard Rubber	Ball				220
320-06P	321-06P			Light Duty Plastic	Plain				220
320-07P	321-07P			Heavy Duty Plastic	Plain				250
320-12P	321-12P			Polyurethane	Plain				165
320-12B	321-12B			Polyurethane	Ball				220
320-03P	321-03P			Steel	Plain				250
320-25B	321-25B			Gray Rubber	Annular				250
420-01P	421-01P	4	1-1/4	Soft Rubber	Nylon	7/16	5	3-1/4	200
420-02P	421-02P			Hard Rubber	Nylon				300
420-03P	421-03P			Steel	Plain				300
420-07P	421-07P			Heavy Duty Plastic	Plain				300

20-21

GENERAL DUTY CASTERS

FASTENING SPECIFICATIONS FOR 20-21 SERIES

CASTER PART NO.	WHEEL SIZE	FASTENING TYPE	FASTENING SHAPE	FASTENING SPECIFICATION		
				OVERALL SIZE	BOLT HOLE PACING	BOLT SIZE
	SWIVEL	Top Plate				
220	2			1-7/8 x 2-9/16	15/16 x 2-1/8	1/4
2520	2-1/2			2-3/4 x 3-27/32	1-3/4 x 3	5/16
320	3			3-1/8 x 4-1/16	2-3/8 x 3-11/32 to 3-7/16	5/16
420	4		4 x 5-1/18	3 x 4	3/8	
	RIGID	Top Plate				
221	2			1-1/2 x 2-21/32	15/16 x 2-1/8	1/4
2521	2-1/2			2-1/4 x 4-7/16	1-1/16 x 3-1/2	5/16
321	3			2-1/2 x 4-7/8	1-3/16 x 3-7/8 to 4	5/16
421	4		T2-3/4 x 6	1-3/4 x 4-15/16 to 5	3/8	

ACCESSORIES OPTIONS FOR 20 SERIES

ACCESSORIES CODE	DESCRIPTION
SB	Side Lock Brake (SR, HR, PU only)
SO	Short offset (3" is standard)
TG	Thread Guard (3" SBB, HBB and PB only)
BO	Black Oxide Plating
BP	Brass Plating
CP	Chrome Plating
NI	Nickel Plating